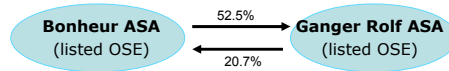


2nd Quarter 2007

20 July 2007



Main business segments



Energy services	Renewable energy	Shipping
-----------------	------------------	----------



Offshore drilling	Floating production	Wind power	Crude oil tankers	Cruise
-------------------	---------------------	------------	-------------------	--------

53.4%

61.5%

Fred. Olsen Energy ASA (listed OSE)

Fred. Olsen Production ASA (listed OSE)

- Associated companies/other investments:**
- Comarit SA (55%)
 - Oceanlink Ltd. (49.6%)
 - TusenFryd AS (50%)
 - GenoMar ASA (35.6%)
 - NHST Media Group AS (32.6%)



Bonheur ASA Highlights 2Q07

- Consolidated revenues NOK 1,723 million
- EBITDA NOK 842 million
- EBIT NOK 619 million
- Earnings per share NOK 10.80
- Continued strong markets within offshore drilling
- Bulford Dolphin relocated
- Sales gain on Knock Stocks of NOK 108 million
- Crystal Rig II – preparations and tendering of the construction commenced
- Cruise vessels Balmoral and Braemar to be lengthened
- IPO of Fred. Olsen Production ASA completed with listing on OSE from 11 May



Proforma Summary Bonheur ASA

<i>NOK million</i>	2Q07	2Q06	Per 2Q 07	Per 2Q 06
Revenues	1 723	1 592	3 370	3 068
EBITDA	842	650	1 482	1 203
EBIT	619	438	1 037	800
Res from assoc. companies	12	10	1	-8
Net finance	38	-134	-8	-141
Net result	661	344	1 000	642
Majority interests	349	165	525	320
Minority interest	312	179	475	322

The minority consists of 46.01% in Fred.Olsen Energy ASA, 38,46% in Fred. Olsen Production ASA and 46.87% in Ganger Rolf ASA.



Bonheur ASA 2Q07 vs 2Q06 EBITDA

NOK million

EBITDA per segment	2Q07	2Q06	Change
Offshore drilling	520	496	24
Floating Production	50	42	8
Renewable Energy	34	41	-7
Tankers	129	10	119
Cruise	112	71	40
Other	-4	-10	7
Consolidated	842	650	192



Proforma Summary - Balance Sheet Bonheur ASA

<i>NOK million</i>	2Q07	2Q06
Intangible fixed assets	279	181
Property, plant and equipment	12 716	9 757
Investments in associated companies	208	193
Other financial fixed assets	731	596
Total non-current assets	13 934	10 727
Inventories and consumable spare parts	270	186
Trade and other receivables	1 775	1 506
Cash and cash equivalents	4 007	2 945
Total current assets	6 052	4 637
Total assets	19 985	15 364

*) The minority consists of 46.01% in Fred.Olsen Energy ASA, 38.46% in Fred. Olsen Production ASA and 46.87% in Ganger Rolf ASA.



Proforma Summary - Balance Sheet Bonheur ASA

<i>NOK million</i>	2Q07	2Q06
Equity owned by shareholders in parent co.	5 243	4 237
Minority interests *)	4 478	3 026
Total equity	9 721	7 263
Non-current interest bearing liabilities	6 809	5 909
Other non-current liabilities	686	591
Total non-current liabilities	7 495	6 500
Current interest bearing liabilities	1 389	520
Other current liabilities	1 380	1 081
Total current liabilities	2 769	1 601
Total equity and liabilities	19 985	15 364

*) The minority consists of 46.01% in Fred.Olsen Energy ASA, 38.46% in Fred. Olsen Production ASA and 46.87% in Ganger Rolf ASA.



Bonheur Proforma Cash flow

<i>(NOK million)</i>	Per 2Q07	Per 2Q06
Net cash flow from operating activities	918	850
Net cash flow from investing activities	-1 205	-1 589
Net cash flow from financing activities	807	499
Foreign currency effects	-95	-223
Net change in cash and cash equivalents	426	-463
Cash balance beginning of period	3 581	3 408
Cash balance at end of period	4 007	2 945



Ganger Rolf ASA Highlights 2Q07

- Net result NOK 292 million
- Earnings per share NOK 8.10
- Continued strong markets within offshore drilling
- Bulford Dolphin relocated
- Sales gain on Knock Stocks of NOK 108 million
- Crystal Rig II – preparations and tendering of the construction commenced
- Cruise vessels Balmoral and Braemar to be lengthened
- IPO of Fred. Olsen Production ASA completed with listing on OSE from 11 May



Consolidated Summary Ganger Rolf ASA

<i>NOK million</i>	2Q07	2Q06	Per 2Q07	Per 2Q06
Revenues	2,3	0,2	2,9	0,6
EBITDA	-3,6	-6,0	-14,7	-12,9
EBIT	-4,3	-6,7	-16,0	-14,3
Res from associated companies	267,0	168,0	406,3	283,0
Net finance	31,0	-37,3	45,1	19,4
Net result	292,2	137,8	433,1	287,2



Consolidated Summary - Balance Sheet

Ganger Rolf ASA

<i>NOK million</i>	Per 2Q07	Per 2Q06
Deferred tax asset	33,0	0,8
Property, plant and equipment	39,1	40,4
Investments in assoc. companies	3 827,2	2 475,1
Other financial fixed assets	707,6	756,4
Total non-current assets	4 606,9	3 272,6
Trade and other receivables	161,4	475,0
Cash and cash equivalents	473,7	238,0
Total current assets	635,0	713,1
Total assets	5 241,9	3 985,7



Consolidated Summary - Balance Sheet

Ganger Rolf ASA

<i>NOK million</i>	Per 2Q07	Per 2Q06
Total equity	5 097,0	3 829,7
Non-current interest bearing liabilities	68,5	2,3
Other non-current liabilities	61,5	54,9
Total non-current liabilities	130,0	57,2
Current interest bearing liabilities	0,0	81,9
Other current liabilities	14,9	16,9
Total current liabilities	14,9	98,9
Total equity and liabilities	5 241,9	3 985,7



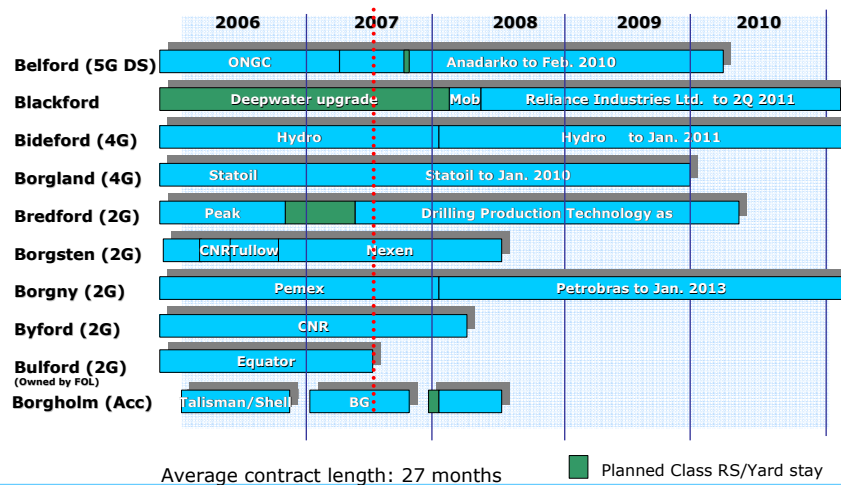
Fred. Olsen Energy ASA Highlights 2Q07

- Belford Dolphin commenced three-year contract with Anadarko
- Borgny Dolphin secured five-year contract with Petrobras
- Bredford Dolphin commenced three-year contract with DPT
- Bulford Dolphin relocated and contract agreed terminated
- Capital expenditure for upgrade of Blackford Dolphin and Bredford Dolphin significantly increased



Fred. Olsen Energy ASA

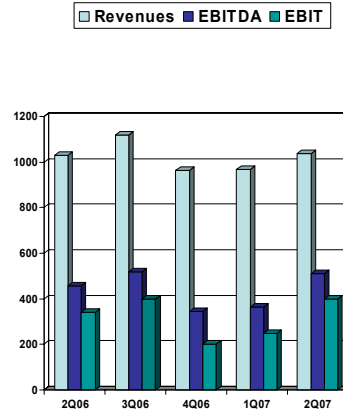
Contract schedule (17 July 2007)





Fred. Olsen Energy ASA

(NOK million)	Acc per quarter 2	
	2007	2006
Revenues	2 006,3	1 963,9
EBITDA	872,0	847,2
EBIT	644,3	609,7
EBT	615,3	460,0
Non-current assets	7 255,5	5 746,8
Current assets	1 840,0	1 723,3
Total assets	9 095,6	7 470,0
Equity	3 659,8	3 131,6
Interest bearing debt	4 090,5	3 222,8
Non interest bearing debt	1 345,3	1 115,6
Total equity and liabilities	9 095,6	7 470,0
Net cash from operating activities	520,9	436,4
Net cash from investing activities	-1 453,9	-885,2
Net cash from financing activities	552,4	427,4
Net change in cash and cash equivalents	-380,5	-21,4
Cash and cash equivalents end of period	498,3	625,6



Bulford Dolphin

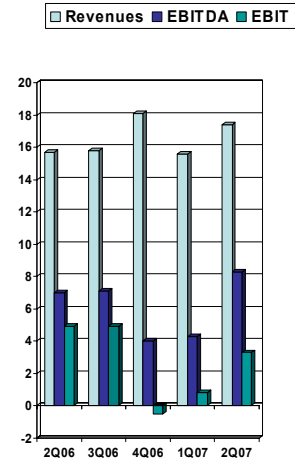
- Aker H-3 drilling rig, built 1977/2000
- Owned indirectly by First Olsen Ltd.
- Operated by Dolphin Drilling in rig pool with 4 other units.
- Continued operation for Equator Exploration Ltd. offshore Nigeria during the quarter
- 60 days at force majeure rate (50% of op.rate)
- Contract terminated and rig relocated to Ghana





Fred. Olsen Production ASA

(USD million)	Acc per quarter 2	
	2007	2006
Revenues	33,0	31,3
EBITDA	12,6	14,5
EBIT	4,1	5,9
EBT	-1,3	1,6
Non-current assets	224,2	194,0
Current assets	256,9	134,0
Total assets	481,1	328,0
Equity	296,2	61,3
Interest bearing debt	148,8	105,5
Non interest bearing debt	36,1	161,2
Total equity and liabilities	481,1	328,0
Net cash from operating activities	8,0	6,3
Net cash from investing activities	-113,0	0,0
Net cash from financing activities	299,4	-7,4
Net change in cash and cash equivalents	194,3	-1,0
Cash and cash equivalents end of period	227,5	108,6



Graph excluding sales gain 3Q06 of USD 16.7 mill



Fred. Olsen Renewables

- Three windfarms in Scotland (165.0 MW) and two turbines in Sweden (1.2MW) in operation during the quarter.
- Extension of Crystal Rig with 12.5 MW will be completed in July – within budgets.
- Crystal Rig II (120 -150 MW) – preparations and tendering of the construction commenced
- Mid Hill consent of 50 MW (Scotland). Construction postponed pending grid connection. Applied for further extension to 75 MW.
- Windy Standard II of 90 MW (Scotland). FOR has an ownership of 50%. Progress pending grid connection.
- Lista (Norway) of 102 MW. Consent by municipality, appealed by the county
- 2Q07 with lower wind conditions than 2Q06, however the aggregate 6 month generation in 2007 is above same period 2006. Crystal Rig with lower availability in the quarter

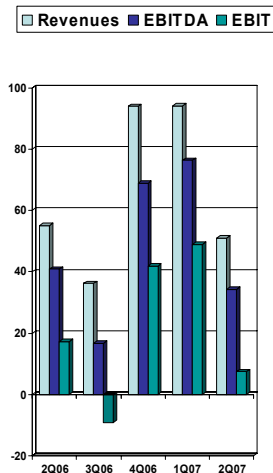


Fred. Olsen Renewables



Fred. Olsen Renewables

(NOK million)	Acc per quarter 2	
	2007	2006
Revenues	145,0	99,7
EBITDA	110,7	73,8
EBIT	56,3	28,3
EBT	12,9	-4,6
Non-current assets	1 640,6	1 589,3
Current assets	341,0	241,1
Total assets	1 981,6	1 830,5
Equity	540,0	454,9
Interest bearing debt	1 380,4	1 332,9
Non interest bearing debt	61,2	42,6
Total equity and liabilities	1 981,6	1 830,5
Net cash from operating activities	74,4	36,7
Net cash from investing activities	-74,7	-222,2
Net cash from financing activities	-0,7	144,4
Net change in cash and cash equivalents	-1,1	-41,1
Cash and cash equivalents end of period	216,0	202,3





TANKERS / FIRST OLSEN LTD.



- All three suezmax vessels on timecharter during 2Q07
 - Knock Sheen on three year timecharter
 - Knock Stocks delivered to its new owners in May
 - Knock Allan to be delivered to FOP in August
- Gain on sale of Knock Stocks NOK 108 mill
- First Olsen Ltd. sold its shares in Sea Production Ltd. early July at a gross profit before tax of about NOK 150 mill.

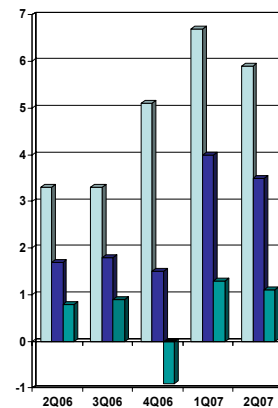


Tankers



(USD million)	Acc per quarter 2	
	2007	2006
Net revenues	30,3	9,6
EBITDA	25,2	6,5
EBIT	20,1	4,6
EBT	20,0	4,6
Non-current assets	190,8	86,5
Current assets	17,4	6,9
Total assets	208,2	93,3
Equity	155,1	93,3
Interest bearing debt	51,7	0,0
Non interest bearing debt	1,5	0,0
Total equity and liabilities	208,2	93,3
Net cash from operating activities	10,0	9,7
Net cash from investing activities	7,4	-19,5
Net cash from financing activities	-6,3	0,0
Net change in cash and cash equivalents	11,1	-9,8
Cash and cash equivalents end of period	13,2	0,4

■ Revenues ■ EBITDA ■ EBIT



Graph excluding sales gain of USD 17.7 mill in 2Q07



Fred. Olsen Cruise Lines



Fred. Olsen Cruise Lines

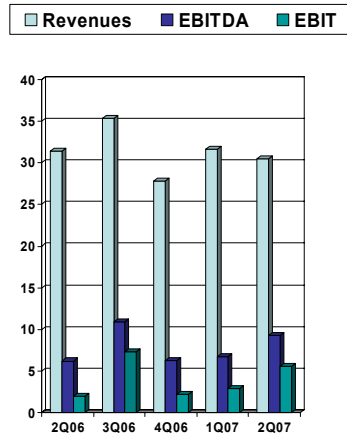
Highlights 2Q07

- Improvement of results compared to same period last year
 - Vessels on various cruises to Canaries, Mediterranean, Adriatic, Norway and Baltic. Black Prince also on charter
 - Balmoral (ex Norwegian Crown) to be lengthened in Nov 07 to Jan 08 with 30 meters. Increased passenger capacity by 35%
 - Braemar to be lengthened with 31.2 meters in May and June 2008. Increased passenger capacity by 35%
Total project cost estimated to EUR 60 million
-



Cruise segment

(GBP million)	Acc per quarter 2	
	2007	2006
Revenues	62,2	56,7
EBITDA	16,0	8,2
EBIT	8,5	2,5
EBT	7,7	1,9
Non-current assets	172,1	125,8
Current assets	56,2	45,9
Total assets	228,3	171,7
Equity	54,1	22,9
Interest bearing debt	131,7	107,5
Non interest bearing debt	42,5	41,3
Total equity and liabilities	228,3	171,7
Net cash from operating activities	-1,1	15,8
Net cash from investing activities	0,4	-26,2
Net cash from financing activities	-7,3	6,9
Net change in cash and cash equivalents	-8,0	-3,5
Cash and cash equivalents end of period	25,4	25,7



2nd Quarter 2007



Ganger Rolf ASA



Bonheur ASA